

Scaled data based on original data using  
LM-79-08 Approved Method: Electrical and Photometric Measurements of Solid-  
State Lighting Products

Test Report Prepared for  
Cooper Lighting Solutions  
(formerly Eaton)

Brand: McGRAW-EDISON

Report Number: P228725

Luminaire Tested: **ISS-AF-1000-LED-E1-RW-ULG**

Issue Date: 3/3/2020

**Test Information**

Test Method: LM-79-08  
Report Number: P228725  
TEST IS SCALED FROM IESNA LM-79-08 TEST DATA (P29765)-DOWNLIGHT AND  
Test Lab: INNOVATION CENTER-P2  
Issue Date: 3/3/2020  
Manufacturer: COOPER LIGHTING SOLUTIONS (FORMERLY EATON)  
Product Line: MCGRAW-EDISON  
Catalog Number: ISS-AF-1000-LED-E1-RW-ULG  
Description: IMPACT ELITE LED QUATER SPHERE LUMINAIRE WITH UPLIGHT  
LIGHT SQUARE WITH ACCUED OPTICS-RECTANGULAR WIDE TYPE I, WITH UPLIGHT  
GLOW  
Light Source: (16) 4000K CCT, 70 CRI LEDs and (1) UPLIGHT LED  
Ballast/Driver: ELECTRONIC DRIVER

**Summary**

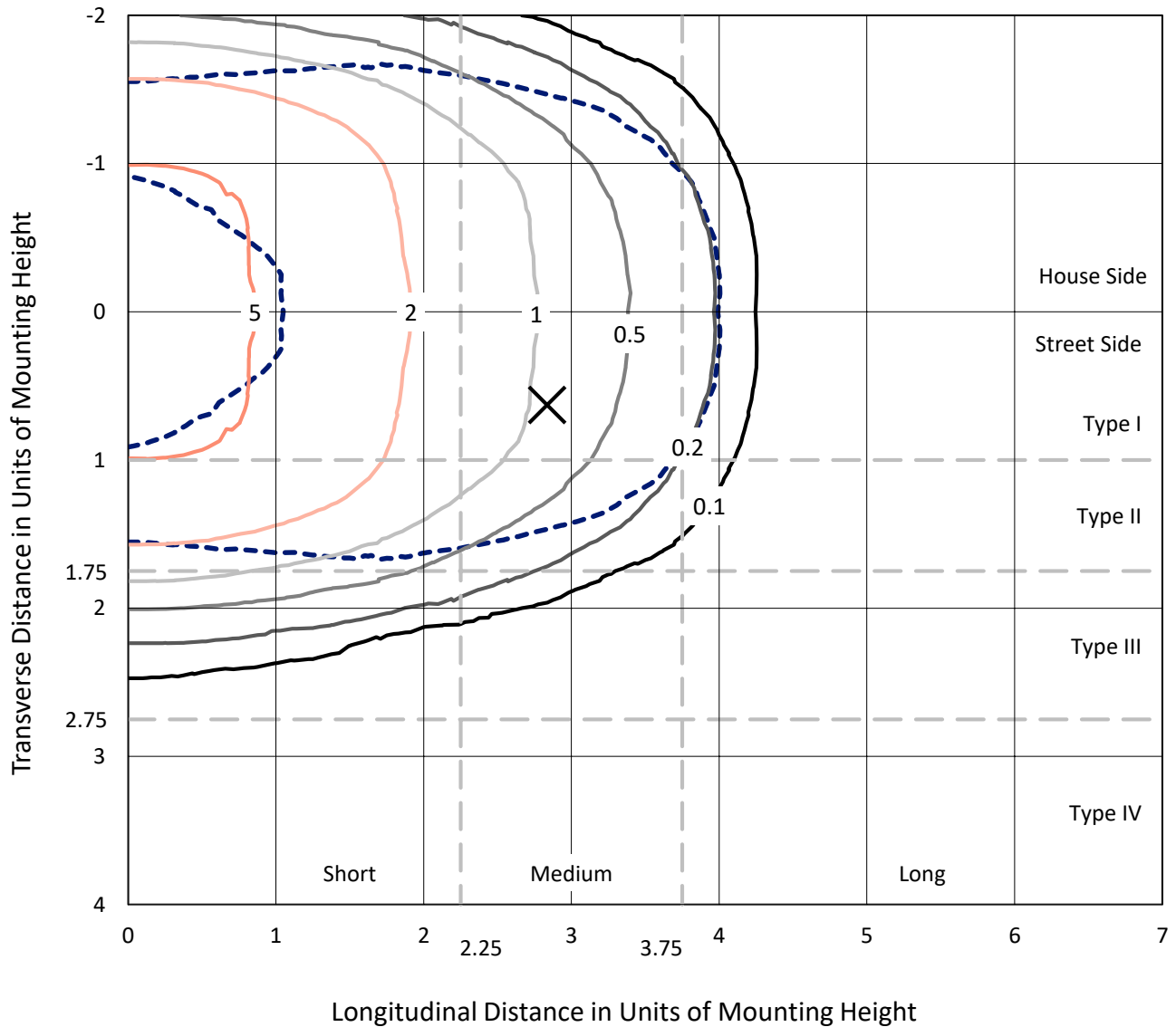
Lumens per Lamp: N/A  
Luminaire Lumens: 7359.2 lumens  
Efficiency: N/A  
Efficacy: 103.2 lumens/watt  
Luminous Opening: Rectangular w/ Sides (W: 0.5' x L: 0.5' x H: 0.54')  
IES Classification: Type II - Medium - Non-Cutoff  
BUG Rating: B2 - U5 - G2  
  
Input Watts (W): 71.3  
Input Voltage (V): 120  
Input Current (Ain): NR  
Voltage Rise (V): NR  
Power Factor: NR  
Total Harmonic Distortion (THDi): NR  
Frequency (hertz): 60  
Stabilization Time: NR  
Operation Time: NR  
Ambient Temperature (°C): NR  
Test Distance: 25 FT



REPORT NUMBER: P228725  
 CATALOG NUMBER: ISS-AF-1000-LED-E1-RW-ULG

### Iso-Footcandle Lines of Horizontal Illumination

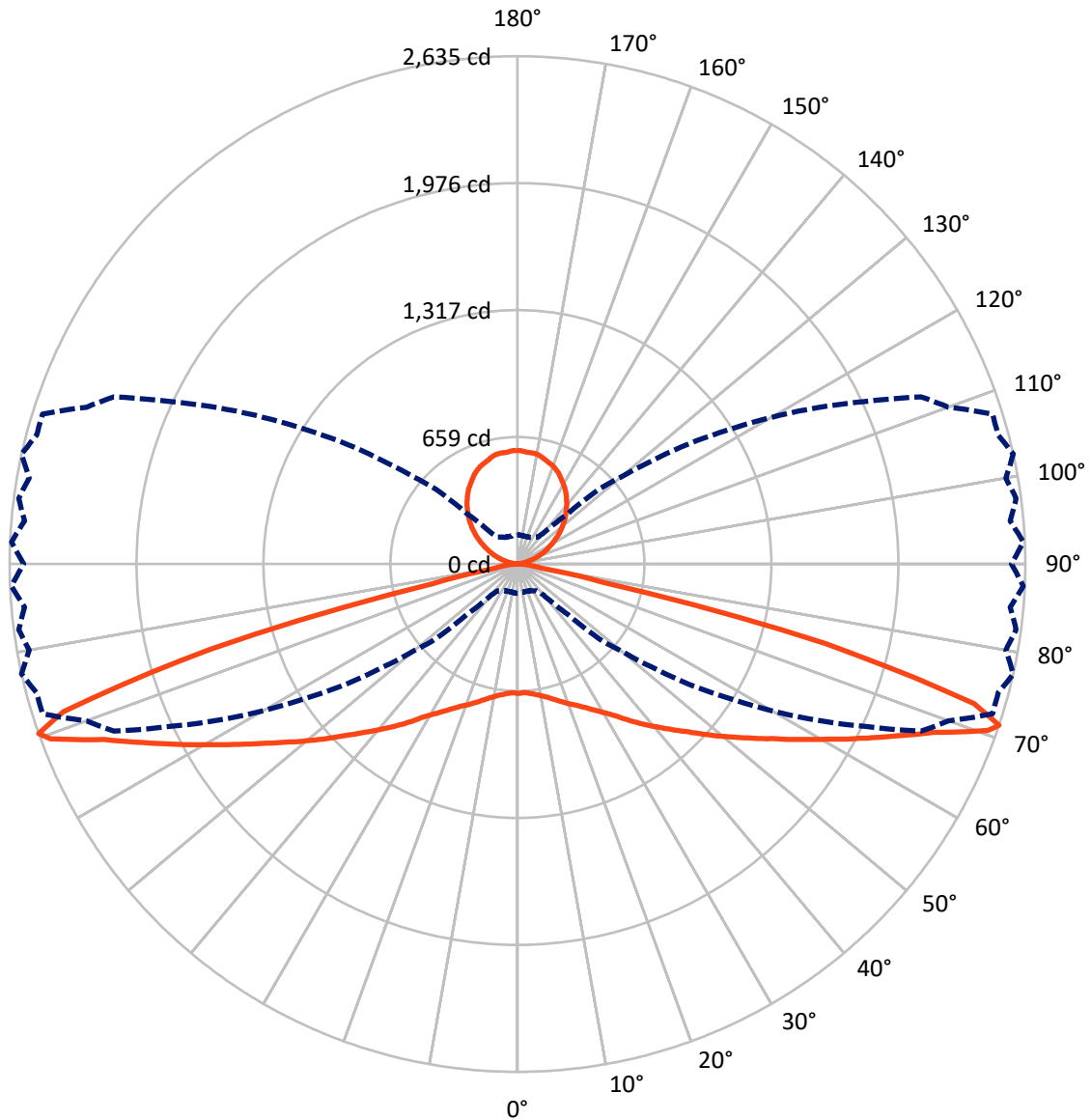
× Max cd  
 - - - 1/2 Max cd



Based on 10 foot mounting height. Maximum calculated value = 6.9 fc  
 Type II - Medium - Non-Cutoff

REPORT NUMBER: P228725  
CATALOG NUMBER: ISS-AF-1000-LED-E1-RW-ULG

### Luminous Intensity Polar Plot



— Vertical Plane Through 77.5-Deg Lateral      - - - Horizontal Cone Through 71-Deg Vertical

REPORT NUMBER: P228725

CATALOG NUMBER: ISS-AF-1000-LED-E1-RW-ULG

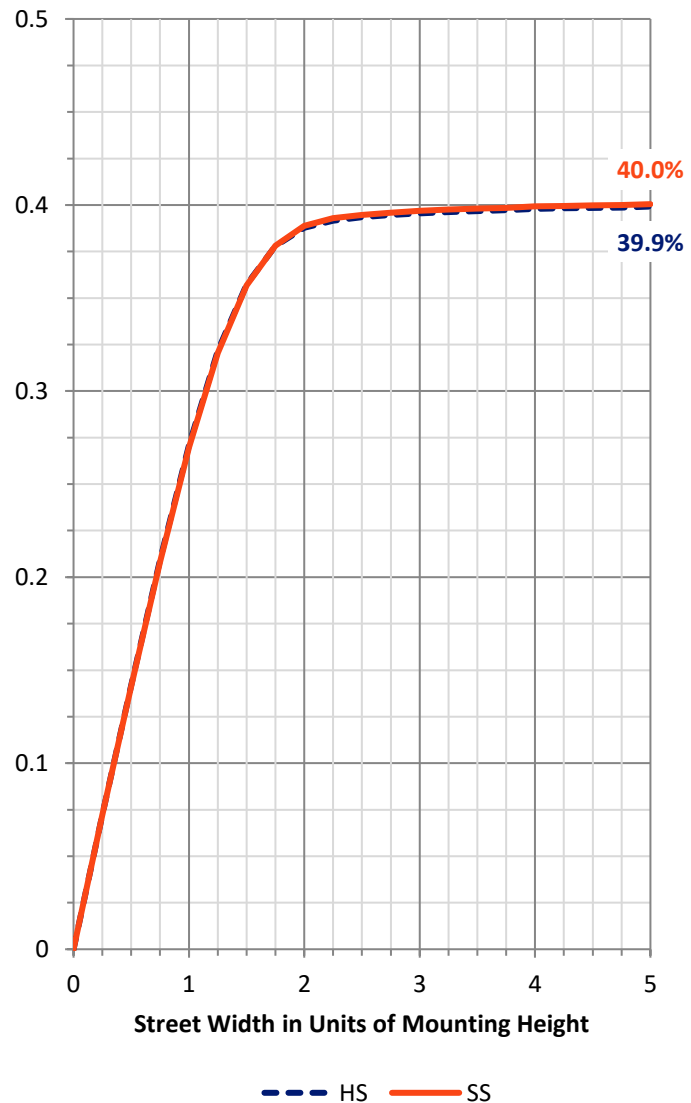
**FLUX DISTRIBUTION:**

		Downward	Upward	Total
<b>House Side</b>	Lumens	2950.2	729.4	3679.6
	% Fixture	40.1	9.9	50.0
<b>Street Side</b>	Lumens	2950.2	729.4	3679.6
	% Fixture	40.1	9.9	50.0
<b>Total</b>	Lumens	5900.4	1458.9	7359.2
	% Fixture	80.2	19.8	100.0

**Coefficient of Utilization**

**ZONAL LUMENS:**

Zone	Lumens	% Fixture
0°-10°	64.9	0.9
10°-20°	202.8	2.8
20°-30°	379.6	5.2
30°-40°	660.6	9.0
40°-50°	1077.9	14.6
50°-60°	1487.5	20.2
60°-70°	1411.1	19.2
70°-80°	580.8	7.9
80°-90°	35.1	0.5
90°-100°	4.8	0.1
100°-110°	70.6	1.0
110°-120°	156.6	2.1
120°-130°	229.0	3.1
130°-140°	271.7	3.7
140°-150°	275.5	3.7
150°-160°	236.4	3.2
160°-170°	158.7	2.2
170°-180°	55.6	0.8
0°-90°	5900.4	80.2
0°-180°	7359.2	100.0



REPORT NUMBER: P228725

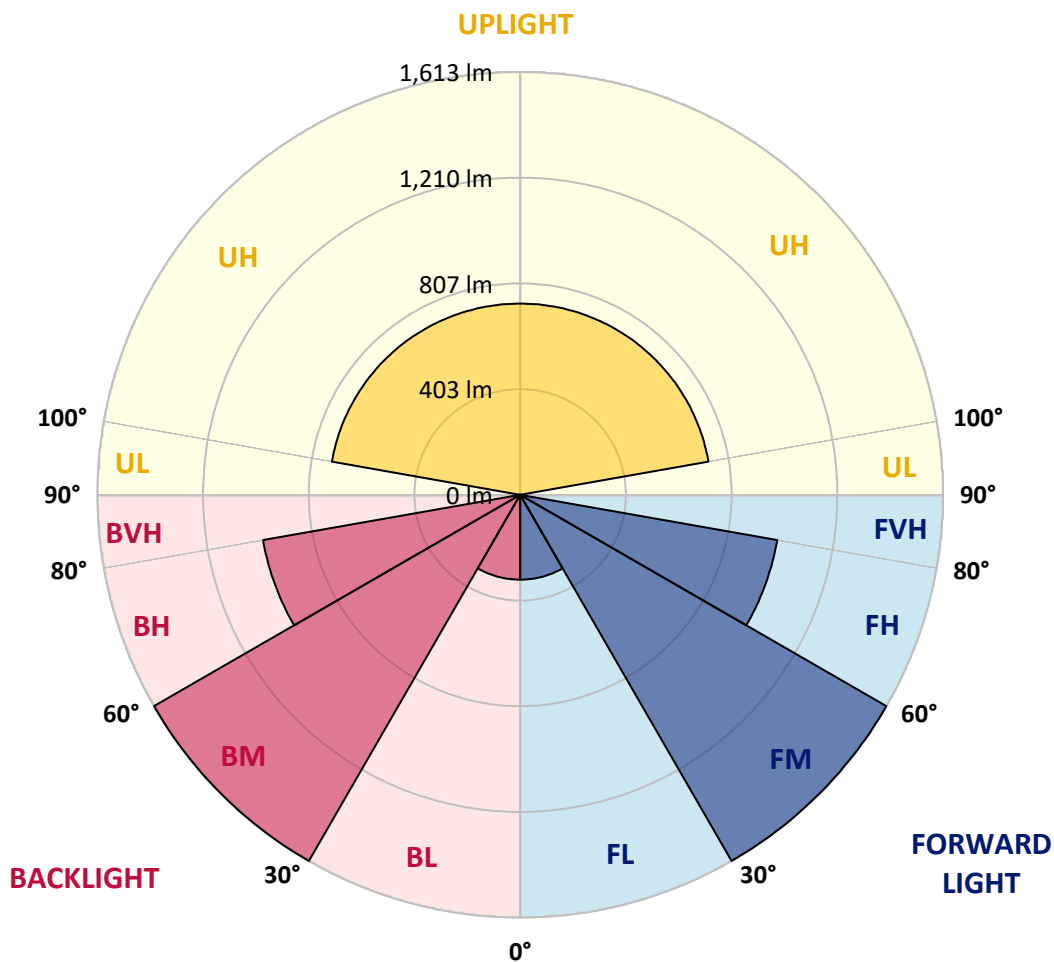
CATALOG NUMBER: ISS-AF-1000-LED-E1-RW-ULG

**LUMINAIRE CLASSIFICATION SYSTEM LUMEN TABLE AND BUG RATING:**

Zone	Lumens	% Fixture	Zone Rating/Lumen Limit		
			B	U	G
FL (0°-30°)	323.6	4.4			
FM (30°-60°)	1613.0	21.9			
FH (60°-80°)	995.9	13.5			G1/1800
FVH (80°-90°)	17.5	0.2			G1/100
BL (0°-30°)	323.6	4.4	B1/500		
BM (30°-60°)	1613.0	21.9	B2/2500		
BH (60°-80°)	995.9	13.5	B2/1000		G2/1000
BVH (80°-90°)	17.5	0.2			G1/100
UL (90°-100°)	4.8	0.1		U1/10	
UH (100°-180°)	729.4	9.9		U4/1000	

**BUG Rating: B2-U5-G2**

Type II Medium





REPORT NUMBER: P228725

CATALOG NUMBER: ISS-AF-1000-LED-E1-RW-ULG

**CANDELA DISTRIBUTION (FULL):**

	0°	5°	15°	25°	35°	37.5°	40°	42.5°	45°	47.5°	50°
0°	671.9	671.9	671.9	671.9	671.9	671.9	671.9	671.9	671.9	671.9	671.9
2.5°	669.9	668.0	669.9	669.9	671.9	671.9	671.9	671.9	669.9	673.8	673.8
5°	669.9	669.9	671.9	671.9	675.8	679.6	673.8	675.8	677.7	675.8	679.6
7.5°	669.9	669.9	669.9	673.8	679.6	683.5	679.6	681.6	685.6	685.6	689.5
10°	664.1	662.1	666.0	673.8	683.5	689.5	687.5	695.3	693.4	695.3	699.2
12.5°	654.3	654.3	662.1	673.8	691.4	695.3	697.2	701.1	707.1	705.0	711.0
15°	656.2	658.2	666.0	681.6	703.1	707.1	709.0	709.0	718.7	714.8	726.5
17.5°	669.9	671.9	679.6	695.3	720.7	720.7	722.6	726.5	740.2	732.4	748.1
20°	691.4	693.4	701.1	718.7	742.2	740.2	744.1	748.1	765.6	757.8	773.5
22.5°	716.8	720.7	730.5	750.0	775.4	763.6	771.5	779.3	796.9	783.2	804.7
25°	752.0	757.8	767.5	789.0	816.4	802.7	810.5	816.4	836.0	816.4	837.9
27.5°	802.7	806.6	814.5	837.9	861.3	851.5	855.5	859.4	882.8	861.3	884.8
30°	863.3	869.1	877.0	898.5	921.9	906.2	914.0	918.0	937.4	916.0	935.5
32.5°	939.5	945.3	955.0	974.6	994.1	970.7	972.6	978.5	998.0	976.5	998.0
35°	1029.3	1033.2	1046.9	1070.3	1083.9	1046.9	1048.8	1048.8	1074.2	1044.9	1068.4
37.5°	1123.0	1126.9	1142.5	1166.0	1181.6	1140.6	1140.6	1142.5	1166.0	1132.8	1154.3
40°	1220.7	1232.3	1249.9	1273.4	1285.1	1238.3	1242.2	1240.2	1267.5	1228.5	1249.9
42.5°	1318.4	1328.1	1353.5	1380.9	1394.5	1347.6	1349.6	1343.7	1371.1	1330.0	1347.6
45°	1402.4	1410.1	1441.3	1480.4	1501.9	1453.1	1453.1	1453.1	1480.4	1429.7	1451.2
47.5°	1470.7	1476.5	1509.8	1566.3	1601.5	1552.7	1556.6	1548.8	1589.8	1527.3	1556.6
50°	1519.5	1521.4	1564.4	1628.8	1689.4	1644.5	1650.3	1654.3	1693.3	1638.7	1664.0
52.5°	1535.1	1539.0	1587.8	1666.0	1753.8	1724.6	1746.1	1753.8	1789.0	1730.4	1765.6
55°	1480.4	1490.2	1564.4	1679.7	1798.8	1789.0	1814.4	1830.1	1875.0	1826.2	1863.2
57.5°	1296.9	1308.6	1412.1	1601.5	1808.6	1824.2	1859.3	1884.7	1949.2	1919.9	1960.9
60°	1035.1	1044.9	1150.4	1378.8	1685.5	1781.3	1861.3	1933.6	2000.0	2005.8	2058.6
62.5°	711.0	724.6	826.1	1044.9	1417.9	1544.9	1660.1	1779.2	1890.6	2025.3	2093.7
65°	347.7	355.5	441.4	652.3	1041.0	1203.1	1337.8	1505.8	1609.3	1802.7	1914.0
67.5°	191.4	191.4	205.1	271.5	556.6	716.8	861.3	1072.3	1177.7	1416.0	1558.6
70°	160.2	160.2	156.2	166.0	210.9	250.0	324.2	445.3	591.8	832.0	961.0
71°	152.3	150.4	148.4	152.3	169.9	177.7	209.0	273.4	371.1	574.2	701.1
72.5°	142.6	138.7	132.8	134.7	144.5	144.5	150.4	160.2	197.2	269.5	361.3
75°	123.1	119.2	113.2	113.2	115.2	117.2	119.2	123.1	125.0	128.9	144.5
77.5°	101.6	97.7	91.8	91.8	89.8	91.8	95.7	97.7	93.7	101.6	103.5
80°	78.2	72.2	70.3	70.3	68.3	66.4	66.4	66.4	68.3	72.2	74.3
82.5°	48.8	44.9	46.9	44.9	43.0	43.0	43.0	43.0	44.9	44.9	48.8
85°	23.4	23.4	25.4	23.4	19.5	19.5	17.6	15.7	17.6	15.7	19.5
87.5°	0.0	0.0	0.0	0.0	0.0	0.0	0.0	0.0	0.0	0.0	1.9
90°	0.0	0.0	0.0	0.0	0.0	0.0	0.0	0.0	0.0	0.0	0.0
92.5°	0.0	0.0	0.0	0.0	0.0	0.0	0.0	0.0	0.0	0.0	0.0
95°	1.0	1.0	1.0	1.0	1.0	1.0	1.0	1.0	1.0	1.0	1.0
97.5°	2.0	2.0	2.0	3.1	4.1	5.3	6.6	8.0	9.2	10.2	11.3
100°	8.2	8.2	10.2	14.3	22.5	24.6	26.6	28.6	30.7	31.2	31.7
102.5°	28.6	28.6	32.7	38.9	46.0	47.3	48.6	49.9	51.1	51.4	51.7
105°	55.2	55.2	57.3	62.4	67.5	68.5	69.6	70.6	71.6	71.8	72.1
107.5°	79.8	78.8	81.8	85.9	90.0	90.8	91.6	92.3	93.1	93.6	94.1



REPORT NUMBER: P228725

CATALOG NUMBER: ISS-AF-1000-LED-E1-RW-ULG

**CANDELA DISTRIBUTION (continued):**

	0°	5°	15°	25°	35°	37.5°	40°	42.5°	45°	47.5°	50°
110°	103.3	104.3	105.4	108.4	112.5	113.0	113.5	114.1	114.6	115.1	115.6
112.5°	126.8	126.8	128.9	132.0	135.0	135.5	136.1	136.6	137.1	137.6	138.1
115°	149.4	150.4	152.4	154.5	157.5	158.0	158.6	159.1	159.6	160.1	160.6
117.5°	172.9	173.9	175.9	178.0	181.1	181.6	182.1	182.6	183.1	183.3	183.6
120°	197.4	199.5	200.5	202.5	205.6	205.8	206.1	206.4	206.6	207.1	207.7
122.5°	224.0	225.0	226.1	228.1	231.2	231.4	231.7	232.0	232.2	232.4	232.7
125°	249.6	251.6	252.7	253.7	256.8	257.0	257.3	257.6	257.8	258.0	258.3
127.5°	273.1	275.2	276.2	278.2	280.3	280.8	281.3	281.8	282.3	282.8	283.4
130°	296.7	298.7	299.7	300.7	304.8	305.0	305.4	305.7	305.9	306.4	306.9
132.5°	320.2	321.2	324.3	325.3	328.4	328.6	328.9	329.2	329.4	330.2	330.9
135°	343.7	344.7	346.8	348.8	352.9	352.9	352.9	352.9	352.9	353.7	354.5
137.5°	367.2	368.3	371.3	372.4	375.4	375.4	375.4	375.4	375.4	375.9	376.4
140°	390.8	391.8	393.8	394.9	396.9	397.1	397.4	397.7	397.9	398.1	398.4
142.5°	413.3	415.3	417.4	416.3	419.4	419.4	419.4	419.4	419.4	419.9	420.4
145°	434.8	435.8	437.8	437.8	440.9	441.1	441.4	441.7	441.9	442.4	442.9
147.5°	454.2	454.2	457.3	458.3	462.4	462.6	462.9	463.2	463.4	463.6	463.9
150°	471.6	472.6	474.6	475.7	479.8	480.0	480.3	480.6	480.8	481.0	481.3
152.5°	490.0	491.0	494.1	493.1	496.1	496.3	496.6	496.9	497.2	497.4	497.7
155°	510.5	511.5	513.5	512.5	514.5	514.5	514.5	514.5	514.5	514.7	515.1
157.5°	524.8	526.8	528.9	527.8	530.9	530.9	530.9	530.9	530.9	530.9	530.9
160°	537.0	539.1	541.1	541.1	544.2	544.2	544.2	544.2	544.2	544.2	544.2
162.5°	547.3	548.3	551.4	550.3	553.4	553.4	553.4	553.4	553.4	553.6	553.9
165°	558.5	559.6	561.6	560.6	564.7	564.7	564.7	564.7	564.7	564.9	565.2
167.5°	567.7	568.8	571.8	570.8	573.9	573.7	573.4	573.1	572.9	572.9	572.9
170°	574.9	575.9	579.0	578.0	580.0	579.8	579.5	579.2	579.0	578.8	578.5
172.5°	578.0	579.0	582.1	580.0	582.1	581.9	581.5	581.2	581.0	581.2	581.5
175°	580.0	582.1	583.1	582.1	585.1	585.1	585.1	585.1	585.1	585.3	585.6
177.5°	585.1	586.2	588.2	587.2	591.3	591.1	590.8	590.4	590.2	590.2	590.2
180°	589.2	589.2	589.2	589.2	589.2	589.2	589.2	589.2	589.2	589.2	589.2





REPORT NUMBER: P228725

CATALOG NUMBER: ISS-AF-1000-LED-E1-RW-ULG

**CANDELA DISTRIBUTION (continued):**

	52.5°	55°	57.5°	60°	62.5°	65°	67.5°	70°	72.5°	75°	77.5°
0°	671.9	671.9	671.9	671.9	671.9	671.9	671.9	671.9	671.9	671.9	671.9
2.5°	668.0	671.9	669.9	671.9	668.0	671.9	666.0	671.9	669.9	671.9	668.0
5°	673.8	679.6	673.8	681.6	673.8	681.6	673.8	681.6	675.8	681.6	673.8
7.5°	679.6	691.4	683.5	693.4	683.5	695.3	683.5	695.3	687.5	697.2	683.5
10°	691.4	705.0	693.4	705.0	693.4	707.1	693.4	709.0	697.2	712.9	695.3
12.5°	701.1	716.8	705.0	720.7	703.1	724.6	707.1	730.5	711.0	734.4	711.0
15°	714.8	734.4	722.6	740.2	722.6	746.0	724.6	752.0	730.5	755.9	730.5
17.5°	734.4	755.9	740.2	761.7	742.2	767.5	744.1	773.5	752.0	777.3	752.0
20°	761.7	779.3	763.6	787.1	765.6	789.0	769.6	793.0	775.4	798.8	775.4
22.5°	793.0	808.5	796.9	810.5	791.0	810.5	791.0	810.5	796.9	816.4	796.9
25°	828.1	839.8	826.1	839.8	822.2	837.9	820.3	836.0	822.2	839.8	826.1
27.5°	875.0	880.9	865.2	877.0	855.5	871.0	851.5	867.2	853.6	869.1	859.4
30°	925.8	931.6	916.0	923.8	900.4	910.1	888.6	902.3	890.6	902.3	896.5
32.5°	982.4	990.2	972.6	976.5	957.0	959.0	941.4	947.3	937.4	941.4	939.5
35°	1046.9	1056.6	1037.1	1043.0	1021.4	1021.4	1005.9	1003.9	999.9	996.0	996.0
37.5°	1128.9	1132.8	1117.2	1117.2	1091.8	1091.8	1072.3	1072.3	1064.5	1056.6	1052.7
40°	1218.7	1220.7	1195.3	1193.4	1167.9	1167.9	1146.4	1140.6	1126.9	1117.2	1111.3
42.5°	1314.4	1312.4	1275.4	1279.3	1242.2	1244.1	1216.8	1210.9	1197.3	1185.5	1173.8
45°	1412.1	1404.3	1367.2	1365.2	1322.3	1324.2	1291.0	1287.1	1267.5	1255.9	1242.2
47.5°	1511.7	1507.8	1466.8	1457.0	1412.1	1410.1	1367.2	1367.2	1347.6	1335.9	1322.3
50°	1615.2	1613.3	1566.3	1560.5	1513.7	1505.8	1455.0	1455.0	1431.6	1427.7	1408.2
52.5°	1728.5	1720.7	1669.9	1667.9	1623.0	1617.2	1562.5	1558.6	1523.4	1521.4	1500.0
55°	1839.8	1826.2	1792.9	1777.3	1732.4	1730.4	1681.6	1671.8	1626.9	1626.9	1599.6
57.5°	1941.4	1929.7	1902.3	1888.7	1845.7	1839.8	1787.1	1787.1	1748.0	1746.1	1716.7
60°	2046.8	2050.7	2021.5	2015.6	1974.6	1972.7	1919.9	1919.9	1880.8	1878.9	1845.7
62.5°	2136.6	2175.7	2164.1	2167.9	2132.8	2126.9	2074.1	2070.2	2025.3	2019.5	1992.2
65°	2048.8	2185.5	2273.4	2332.0	2328.0	2326.1	2275.3	2267.6	2210.9	2195.3	2150.3
67.5°	1720.7	1898.4	2058.6	2234.3	2363.2	2460.9	2490.2	2478.5	2429.6	2384.7	2330.1
70°	1152.4	1357.4	1560.5	1779.2	2000.0	2214.8	2435.5	2531.2	2632.8	2597.6	2587.9
71°	877.0	1087.9	1291.0	1521.4	1755.8	1994.1	2265.6	2378.9	2584.0	2582.0	2634.7
72.5°	494.1	681.6	898.5	1099.6	1320.3	1566.3	1845.7	1970.7	2265.6	2324.1	2476.6
75°	158.3	216.8	287.1	453.2	589.8	814.5	1021.4	1146.4	1341.8	1439.4	1652.3
77.5°	105.5	117.2	121.1	140.7	158.3	224.6	304.6	373.1	410.1	429.6	451.1
80°	76.2	82.0	85.9	95.7	97.7	109.4	109.4	121.1	119.2	126.9	121.1
82.5°	48.8	54.7	56.7	60.6	62.5	70.3	74.3	82.0	82.0	85.9	84.0
85°	23.4	27.3	27.3	31.2	31.2	37.1	37.1	43.0	43.0	48.8	46.9
87.5°	1.9	1.9	1.9	3.9	3.9	3.9	5.8	7.8	7.8	7.8	7.8
90°	0.0	0.0	0.0	0.0	0.0	0.0	0.0	0.0	0.0	0.0	0.0
92.5°	0.0	0.0	0.0	0.0	0.0	0.0	0.0	0.0	0.0	0.0	0.0
95°	1.0	1.0	1.0	1.0	1.0	1.0	1.0	1.0	1.0	1.0	1.0
97.5°	12.3	13.3	11.8	10.2	8.7	7.2	6.6	6.1	5.6	5.1	4.9
100°	32.2	32.7	32.2	31.7	31.2	30.7	29.9	29.2	28.4	27.6	27.4
102.5°	52.0	52.2	52.0	51.7	51.4	51.1	50.6	50.1	49.6	49.1	49.3
105°	72.4	72.6	72.6	72.6	72.6	72.6	72.1	71.6	71.1	70.6	71.1
107.5°	94.6	95.1	94.9	94.6	94.3	94.1	93.9	93.6	93.3	93.1	93.3



REPORT NUMBER: P228725

CATALOG NUMBER: ISS-AF-1000-LED-E1-RW-ULG

**CANDELA DISTRIBUTION (continued):**

	52.5°	55°	57.5°	60°	62.5°	65°	67.5°	70°	72.5°	75°	77.5°
110°	116.1	116.6	116.6	116.6	116.6	116.6	116.4	116.1	115.8	115.6	115.8
112.5°	138.6	139.1	139.1	139.1	139.1	139.1	138.9	138.6	138.3	138.1	138.6
115°	161.1	161.6	161.6	161.6	161.6	161.6	161.6	161.6	161.6	161.6	162.1
117.5°	183.9	184.1	184.3	184.6	184.9	185.2	184.9	184.6	184.3	184.1	184.6
120°	208.2	208.7	208.7	208.7	208.7	208.7	208.7	208.7	208.7	208.7	209.2
122.5°	233.0	233.2	233.2	233.2	233.2	233.2	233.4	233.7	234.1	234.3	235.3
125°	258.6	258.8	259.0	259.3	259.6	259.8	259.8	259.8	259.8	259.8	260.6
127.5°	283.9	284.4	284.2	283.9	283.6	283.4	283.6	283.9	284.2	284.4	285.2
130°	307.4	307.9	307.9	307.9	307.9	307.9	308.1	308.4	308.7	308.9	309.7
132.5°	331.6	332.5	332.5	332.5	332.5	332.5	332.7	333.0	333.3	333.5	334.3
135°	355.2	356.0	356.0	356.0	356.0	356.0	356.2	356.5	356.8	357.0	357.5
137.5°	377.0	377.5	377.5	377.5	377.5	377.5	377.7	378.0	378.3	378.5	379.5
140°	398.7	399.0	399.0	399.0	399.0	399.0	399.5	400.0	400.5	401.0	402.0
142.5°	420.9	421.5	421.5	421.5	421.5	421.5	421.7	422.0	422.3	422.5	423.3
145°	443.4	444.0	443.8	443.4	443.1	442.9	443.1	443.4	443.8	444.0	444.8
147.5°	464.2	464.4	463.9	463.4	462.9	462.4	462.6	462.9	463.2	463.4	464.2
150°	481.6	481.8	481.3	480.8	480.3	479.8	479.8	479.8	479.8	479.8	480.8
152.5°	498.0	498.2	498.0	497.7	497.4	497.2	497.2	497.2	497.2	497.2	498.0
155°	515.4	515.6	515.4	515.1	514.7	514.5	514.7	515.1	515.4	515.6	516.4
157.5°	530.9	530.9	530.4	529.9	529.4	528.9	529.1	529.4	529.7	529.9	531.1
160°	544.2	544.2	543.7	543.2	542.7	542.2	542.2	542.2	542.2	542.2	543.0
162.5°	554.2	554.4	553.9	553.4	552.9	552.4	551.9	551.4	550.9	550.3	550.9
165°	565.5	565.7	564.9	564.2	563.4	562.6	562.1	561.6	561.1	560.6	561.1
167.5°	572.9	572.9	572.3	571.8	571.3	570.8	571.0	571.3	571.6	571.8	572.9
170°	578.2	578.0	577.8	577.5	577.1	576.9	577.5	578.0	578.5	579.0	580.2
172.5°	581.9	582.1	581.5	581.0	580.5	580.0	580.2	580.5	580.8	581.0	581.9
175°	585.9	586.2	585.3	584.6	583.9	583.1	582.6	582.1	581.5	581.0	581.9
177.5°	590.2	590.2	589.4	588.7	588.0	587.2	587.2	587.2	587.2	587.2	588.0
180°	589.2	589.2	589.2	589.2	589.2	589.2	589.2	589.2	589.2	589.2	589.2



REPORT NUMBER: P228725

CATALOG NUMBER: ISS-AF-1000-LED-E1-RW-ULG

**CANDELA DISTRIBUTION (continued):**

	80°	82.5°	85°	87.5°	90°
0°	671.9	671.9	671.9	671.9	671.9
2.5°	673.8	671.9	673.8	669.9	673.8
5°	683.5	675.8	685.6	675.8	685.6
7.5°	699.2	689.5	701.1	685.6	699.2
10°	712.9	699.2	714.8	699.2	712.9
12.5°	736.3	714.8	740.2	714.8	740.2
15°	759.7	734.4	765.6	738.3	763.6
17.5°	781.2	757.8	787.1	759.7	785.1
20°	800.8	779.3	804.7	777.3	804.7
22.5°	820.3	806.6	826.1	806.6	826.1
25°	845.7	836.0	849.6	836.0	849.6
27.5°	875.0	871.0	878.9	869.1	880.9
30°	908.2	910.1	912.1	910.1	914.0
32.5°	949.2	959.0	955.0	955.0	955.0
35°	1005.9	1023.5	1011.7	1015.6	1013.6
37.5°	1058.5	1083.9	1068.4	1074.2	1070.3
40°	1117.2	1134.8	1130.9	1130.9	1126.9
42.5°	1181.6	1203.1	1197.3	1199.2	1195.3
45°	1251.9	1271.4	1263.7	1261.7	1263.7
47.5°	1332.0	1353.5	1343.7	1341.8	1343.7
50°	1416.0	1441.3	1433.6	1429.7	1433.6
52.5°	1507.8	1539.0	1535.1	1531.3	1537.1
55°	1615.2	1644.5	1640.6	1644.5	1646.4
57.5°	1722.6	1755.8	1748.0	1757.7	1761.7
60°	1857.4	1876.9	1878.9	1880.8	1882.7
62.5°	1994.1	2001.9	2007.7	2013.7	2015.6
65°	2152.3	2154.2	2158.1	2152.3	2158.1
67.5°	2304.6	2291.0	2289.1	2294.9	2298.8
70°	2541.0	2541.0	2521.5	2548.8	2525.4
71°	2572.2	2609.3	2566.4	2626.9	2562.5
72.5°	2419.9	2488.2	2439.4	2494.1	2429.6
75°	1683.6	1841.7	1839.8	1917.9	1855.4
77.5°	466.8	437.5	466.8	402.3	384.7
80°	126.9	115.2	125.0	105.5	119.2
82.5°	84.0	72.2	70.3	56.7	60.6
85°	48.8	37.1	37.1	29.3	31.2
87.5°	7.8	1.9	7.8	3.9	5.8
90°	0.0	0.0	0.0	0.0	0.0
92.5°	0.0	0.0	0.0	0.0	0.0
95°	1.0	1.0	1.0	1.0	1.0
97.5°	4.6	4.3	4.1	4.1	4.1
100°	27.1	26.8	26.6	26.1	25.6
102.5°	49.6	49.9	50.1	49.6	49.1
105°	71.6	72.1	72.6	71.6	70.6
107.5°	93.6	93.9	94.1	93.6	93.1



REPORT NUMBER: P228725

CATALOG NUMBER: ISS-AF-1000-LED-E1-RW-ULG

**CANDELA DISTRIBUTION (continued):**

	80°	82.5°	85°	87.5°	90°
110°	116.1	116.4	116.6	116.1	115.6
112.5°	139.1	139.6	140.1	139.1	138.1
115°	162.6	163.2	163.7	163.2	162.6
117.5°	185.2	185.7	186.2	185.2	184.1
120°	209.7	210.2	210.7	209.7	208.7
122.5°	236.3	237.3	238.3	237.8	237.3
125°	261.4	262.1	262.9	262.4	261.9
127.5°	285.9	286.6	287.4	285.9	284.4
130°	310.5	311.2	312.0	311.0	310.0
132.5°	335.0	335.7	336.6	335.5	334.5
135°	358.0	358.5	359.1	358.5	358.0
137.5°	380.5	381.6	382.6	381.6	380.5
140°	403.0	404.1	405.1	404.1	403.0
142.5°	424.0	424.7	425.5	425.0	424.5
145°	445.5	446.2	447.0	446.0	445.0
147.5°	464.9	465.6	466.5	464.9	463.4
150°	481.8	482.8	483.9	482.3	480.8
152.5°	498.7	499.4	500.2	498.7	497.2
155°	517.1	517.8	518.6	517.6	516.6
157.5°	532.4	533.8	535.0	533.5	531.9
160°	543.7	544.4	545.2	544.2	543.2
162.5°	551.4	551.9	552.4	550.9	549.3
165°	561.6	562.1	562.6	561.6	560.6
167.5°	573.9	574.9	575.9	574.9	573.9
170°	581.5	582.9	584.1	583.1	582.1
172.5°	582.6	583.3	584.1	582.6	581.0
175°	582.6	583.3	584.1	582.6	581.0
177.5°	588.7	589.4	590.2	588.7	587.2
180°	589.2	589.2	589.2	589.2	589.2

(END OF REPORT)